

## Survey Monkey (Read Carefully)


1. Go to [surveymonkey.com](https://surveymonkey.com)
2. Sign up to Survey Monkey by creating a Basic Plan Account.



3. Provide your information. Ensure that you use your school email address to sign up.

#### 4. Create your Survey.

**Create Your Own Survey in 3 Easy Steps**



- 1 Decide how your survey should look**
- 2 Add your questions**
- 3 Send your survey**

[+ Create Survey](#)

5. Give your Survey a title and identify what it will be used for. In this case, you will be creating the survey for educational purposes.

# Create Survey

**Create a new survey**

Title:

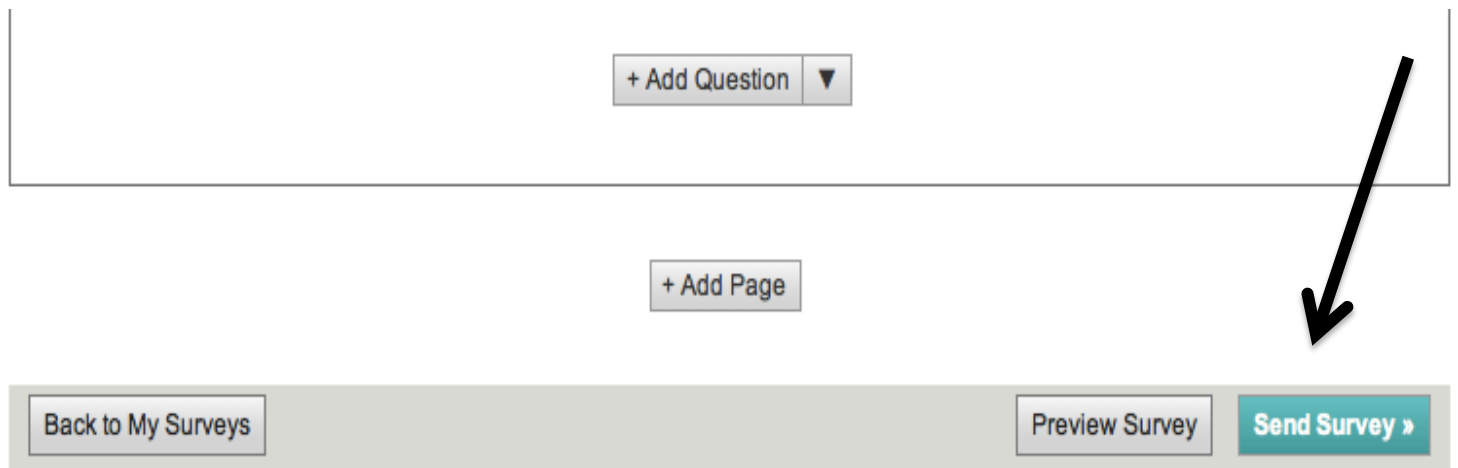
Category:  Select a Category

- Community
- Customer Feedback
- Demographics
- Education**
- Events
- Healthcare
- Human Resources
- Industry Specific
- Just for Fun
- Market Research
- Non-Profit
- Political
- Other

Use an exper...

6. Once you have created your survey, you will be asked to add questions. Make sure these questions relate to the props/ techniques you mentioned in the previous question. You will need **ATLEAST 5** relevant questions in your survey.

7. Once you have finished adding your questions, you can click on 'Send Survey.'



8. You will then be presented with a link. You will need to sign on to your Clancy email address and send this link to at least 10 of your friends, preferably those who are not in your class.

## Your Survey Web Link

Collector Name: **Web Link** [Edit](#)

Copy, paste and email the web link below to your audience.


<http://www.surveymonkey.com/s/JMYQFXY>

[Customize](#)

Copy and paste the HTML code below to add your Web Link to any webpage:

```
<a href="http://www.surveymonkey.com/s/JMYQFXY">Click here to take survey</a>
```

9. Once your friends have completed your survey, you can click on 'Analyze Results' (on the top left hand corner) to view a graphical representation of the results.

Default Report 


[+ Add Report](#)

### Response Summary

Total Started Survey: 1  
Total Completed Survey: 1 (100%)

PAGE: 1

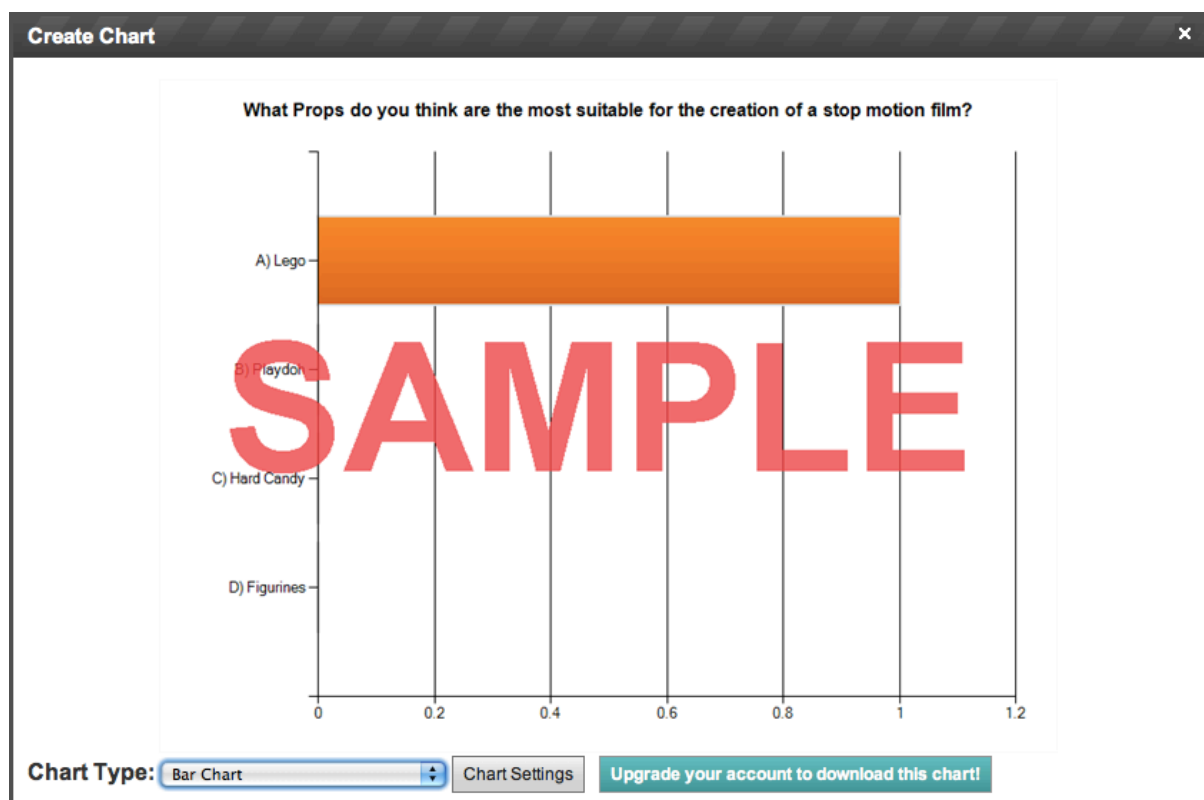
1. What Props do you think are the most suitable for the creation of a stop motion film?

 [Create Chart](#)  [Download](#)

	Response Percent	Response Count
A) Lego	100.0%	1
B) Playdoh	0.0%	0
C) Hard Candy	0.0%	0
D) Figurines	0.0%	0
	answered question	1
	skipped question	0

10. For your assessment task, you will need to provide a screen shot of the results for each question. You will need to provide a few sentence explanation under each graph, explaining how these results have assisted you in the creation of your stop motion film.

## EXAMPLE



According to the results from question 1, 100% of people preferred Lego as a suitable prop for the creation of the stop motion film. Therefore, I will use Lego.



